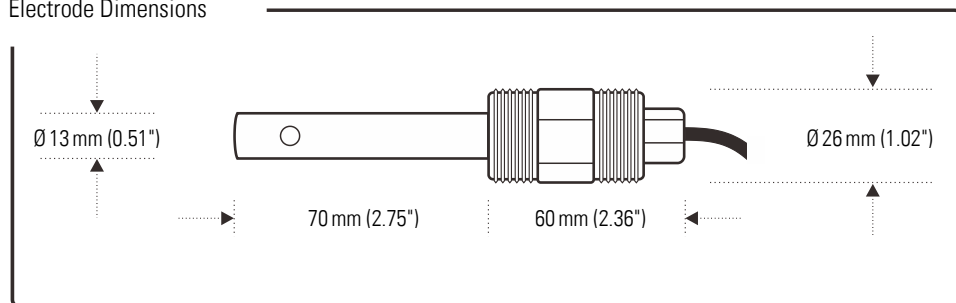


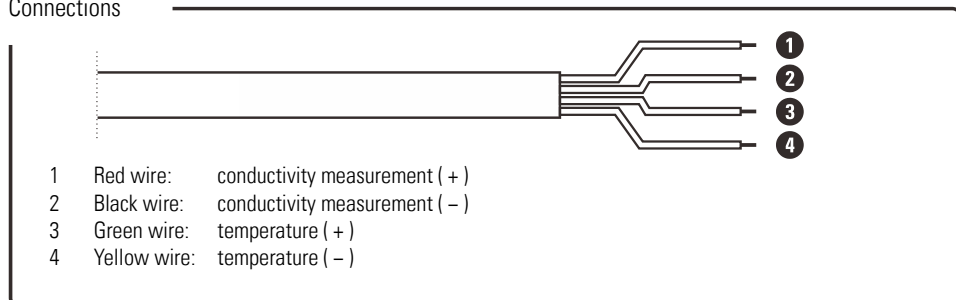
This electrode is designed for the measurements of the conductivity and temperature in aqueous solution and is suitable for continuous use in process applications.

Overview

Electrode Dimensions



Connections

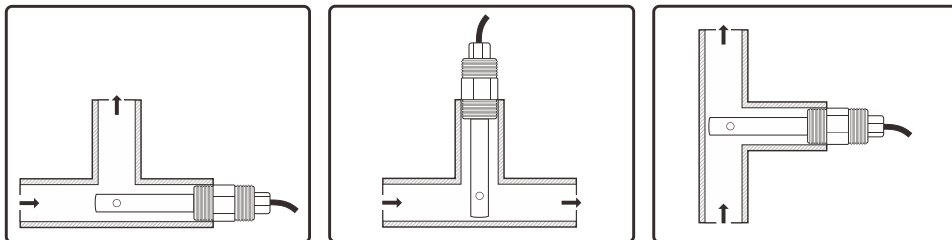


Specifications

Model	IE-50MT	IE-50LT	IE-50HT
Range	10 $\mu\text{S/cm}$ to 20 mS/cm	0 to 100 $\mu\text{S/cm}$	0.1 to 200 mS/cm
Temperature Sensor	NTC 10 $\text{K}\Omega$		
Operating Temperature	0 to 80°C (32 to 176°F)		
Maximum Process Pressure	0.6 MPa (87 PSIG)		
Body Type	Stainless steel 316L/PC		
Electrode Diameter	13 mm (0.51 in.), with 3/4 in. NPT thread at ends		
Standard Electrode Cable Length	5 m (16.4 ft.)		
Maximum Transmission Distance	30 m (98.4 ft.)		

Installation

Selectable Mounting Positions



i The arrow represents the direction of the liquid flow.

Installing the Electrode

1. Wrap Teflon tape to the electrode body threads.
2. Insert the electrode into the mounting position and slowly turn clockwise until secure. Hand tighten the electrode to prevent liquid leakage.

⚠ DO NOT immerse the electrode into liquid completely, the cable is not waterproof.

Electrode Maintenance

In order to maintain an accurate measurement value, the electrode needs cleaning and regular maintenance, cleaning procedure is as follow.

1. Remove electrode from service and soak the electrode for about 30 minutes in detergent to remove dirt and oil stains on the electrode.
2. Rinse the electrode with clear water and calibrate electrode according to instructions in the controller manual. Reinstall the electrode.

Optional Accessories

Order code	Description
ECCS-84	Conductivity standard solution 84 $\mu\text{S}/\text{cm}$, 480 ml
ECCS-1413	Conductivity standard solution 1413 $\mu\text{S}/\text{cm}$, 480 ml
ECCS-1288	Conductivity standard solution 12.88 mS/cm , 480 ml